



**SEPETIBA
TECON**

.....

SEPETIBA TECON

THE MEETING POINT FOR THE BEST SOLUTIONS



OVERVIEW

Strategic location
.....
Technical data sheet /
equipment
.....
One-stop-shop



INFRASTRUCTURE/ ACCESS

Road
.....
Rail
.....
Maritime
• Container shipping lines
• General cargo shipping lines



OPERATIONAL KNOW-HOW

Key Performance Indicators
.....
Competitive prices



LOGISTICS CONNECTIONS

Port-to-door service

- BH Port-to-door
- Automotive cluster
- Vale do Paraíba
- Alto Tietê



ANCILLARY SERVICES

Stuffing / stripping
.....
Coffee stuffing
.....
Backyard operations



EXPANSION PLANS

New Panamax Class
• New access channel
• New equipments
.....
Expansion of berths 302/303
.....
Multimodal Logistic Center



CLIENTS

Shipowners
.....
Importers / exporters

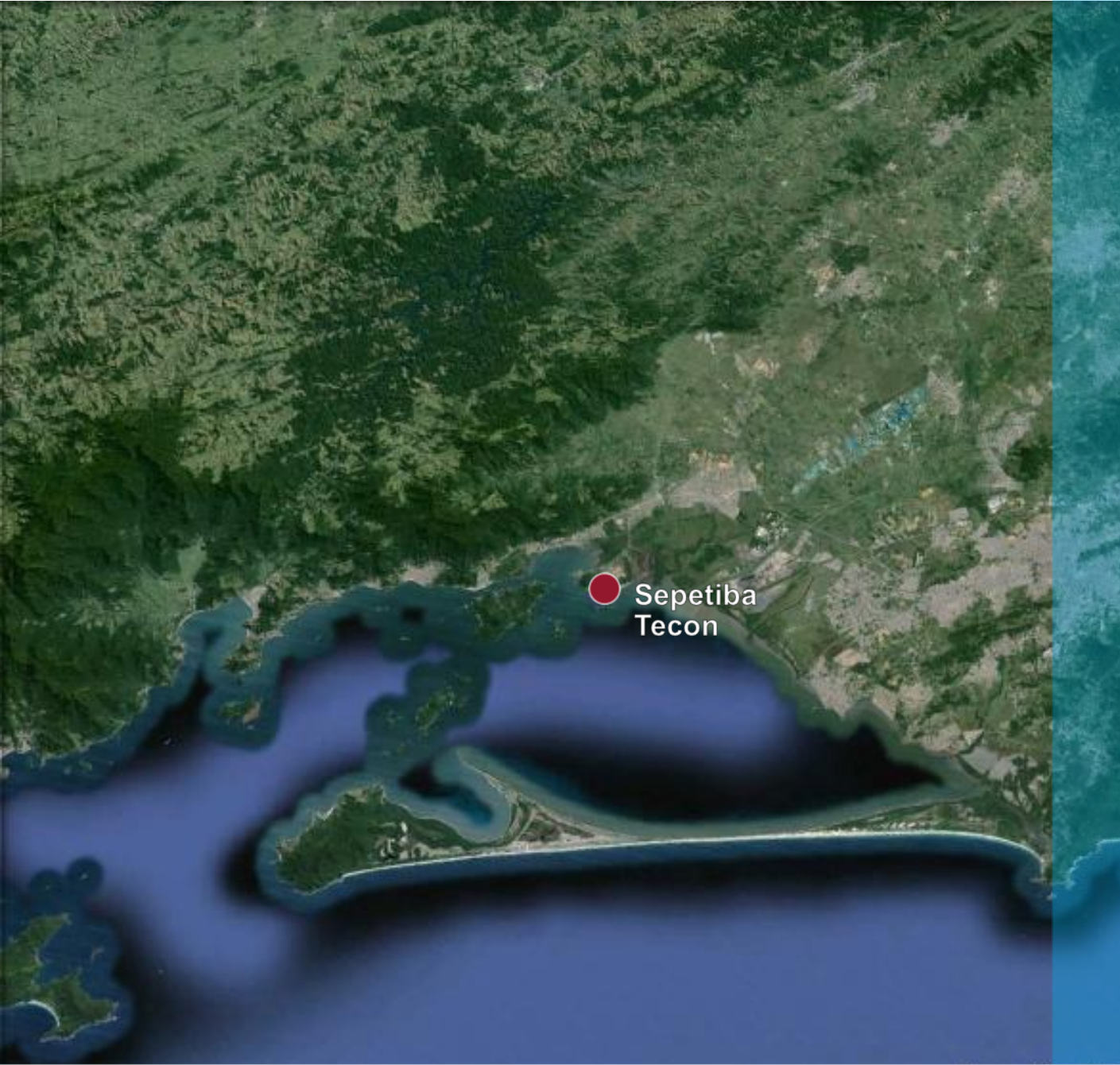


STRATEGIC LOCATION

Itaguaí, at Sepetiba Bay (RJ)

Over 60% of the Brazilian GDP within a 500 km radius

No interference from large urban centres



NATURALLY DEEP AND PROTECTED WATERS

Minimal to no silting

Marambaia sandbank prevents
port shutdowns due to swells

TECHNICAL DATA SHEET

Quay length: **810 m**

Berth draft: **13.0m – 15.4 m**

Depth of the access channel : **20 m**

Total area: **400,000 m²**

Capacity: **660,000 TEUs (440,000 boxes)**

EQUIPMENTS

QUAY EQUIPMENTS

- 6 Super Post Panamax Gantry Cranes
- 1 MHCs (Mobile Harbor Crane 100 t)

YARD EQUIPMENTS

- 6 RTGs (Rubber Tyred Gantry Cranes)
- 13 Reach stackers
- 32 Forklifts
- 30 Trailers
- 12 Scales
- 8 Gates
- 450 reefers plugs





ONE STOP SHOP

Get everything done in one place

GOVERNMENT AGENCIES

Customs
.....
Ministry of Agriculture
.....
Health department
.....
Federal Police

SERVICES PROVIDERS

Customs brokers
.....
Maritime agencies
.....
Logistic operators
.....
Bank branches

DOWNTOWN OFFICE

Located in Rio de Janeiro
.....
Documents reception and processing
.....
Service team
.....

SEPETIBA TECON

THE MEETING POINT FOR THE BEST SOLUTIONS



OVERVIEW

Strategic location
.....
Technical data sheet /
equipment
.....
One-stop-shop



INFRASTRUCTURE/ ACCESS

Road
.....
Rail
.....
Maritime
• Container shipping lines
• General cargo shipping lines



OPERATIONAL KNOW-HOW

Key Performance Indicators
.....
Competitive prices



LOGISTICS CONNECTIONS

Port-to-door service

- BH Port-to-door
- Automotive cluster
- Vale do Paraíba
- Alto Tietê



ANCILLARY SERVICES

Stuffing / stripping
.....
Coffee stuffing
.....
Backyard operations



EXPANSION PLANS

New Panamax Class
• New access channel
• New equipments
.....
Expansion of berths 302/303
.....
Multimodal Logistic Center



CLIENTS

Shipowners
.....
Importers / exporters

ROAD ACCESS

Metropolitan Bypass access:

- Port of Itaguaí: “Ground zero” of the Metropolitan Bypass
- Interconnection with major state highways:
 - BR101 – Rio Santos
 - BR116 – Presidente Dutra
 - BR040 – Washington Luís
- RJ State’s last high capacity highway



GROUND ZERO OF METROPOLITAN BYPASS - PORTO DE ITAGUAÍ

GPS

ENTRONCAMENTO ARCO METROPOLITANO – BR040 (WASHINGTON LUÍS)

ROAD ACCESS

Metropolitan Bypass access:

- Port of Itaguaí: “Ground zero” of the Metropolitan Bypass
- Interconnection with major state highways:
 - BR101 – Rio Santos
 - BR116 – Presidente Dutra
 - BR040 – Washington Luís
- RJ State’s last high capacity highway

- Metropolitan Bypass – Duplicated
- Metropolitan Bypass – Rio-Magé
- Metropolitan Bypass – Magé-Itaboraí
- BR-101



ON –RAMPS TO METROPOLITAN BYPASS ARCO METROPOLITANO – BR040 (WASHINGTON LUÍS)

RAIL ACCESS

Served by MRS with direct access to the yard

.....

Four internal extensions

.....

Receiving compositions with up to 100 TEUs





RAIL ACCESS

Served by MRS with direct access to the yard

.....
Four internal extensions

.....
Receiving compositions with up to 100 TEUs





MARITIME ACCESS

Deep Waters (20 m and draft of 17.8 m)

Capacity for large vessels (vocation for Hub Port)

Drafts of 13.0/15.4m at Berths



CONTAINER SHIPPING LINES

SERVICE	SHIPPING LINES	ROUTE
ASAS1	HSUD / MAERSK / HMM / ZIM / ONE / HAPAG	ASIA
BOSSA NOVA	HSUD / MAERSK / CMA CGM	MEDITERRANEAN
ALCT NB SB	HSUD / ALIANÇA / MAERSK / OOCL / COSCO / HAPAG	CABOTAGE
ALCT NB2	ALIANÇA / MAERSK / HAPAG / HSUD / COSCO / OOCL	CABOTAGE
AMAZONAS	MERCOSUL / CMA-CGM / LOG IN / HAPAG	CABOTAGE
SSA	PIL / COSCO / CMA CGM / EVERGREEN / OOCL	ASIA
BRAZEX	CMA-CGM / MAERSK / COSCO	CARIBBEAN / GULF OF MEXICO / EUA

BREAK BULK

100,000 m² of storage
area



- US Gulf
- North of Europe / Mediterranean Sea
- Far East

SEPETIBA TECON

THE MEETING POINT FOR THE BEST SOLUTIONS



OVERVIEW

Strategic location
.....
Technical data sheet /
equipment
.....
One-stop-shop



INFRASTRUCTURE/ ACCESS

Road
.....
Rail
.....
Maritime
• Container shipping lines
• General cargo shipping lines



OPERATIONAL KNOW-HOW

Key Performance Indicators
.....
Competitive prices



LOGISTICS CONNECTIONS

Port-to-door service

- BH Port-to-door
- Automotive cluster
- Vale do Paraíba
- Alto Tietê



ANCILLARY SERVICES

Stuffing / stripping
.....
Coffee stuffing
.....
Backyard operations



EXPANSION PLANS

New Panamax Class
• New access channel
• New equipments
.....
Expansion of berths 302/303
.....
Multimodal Logistic Center

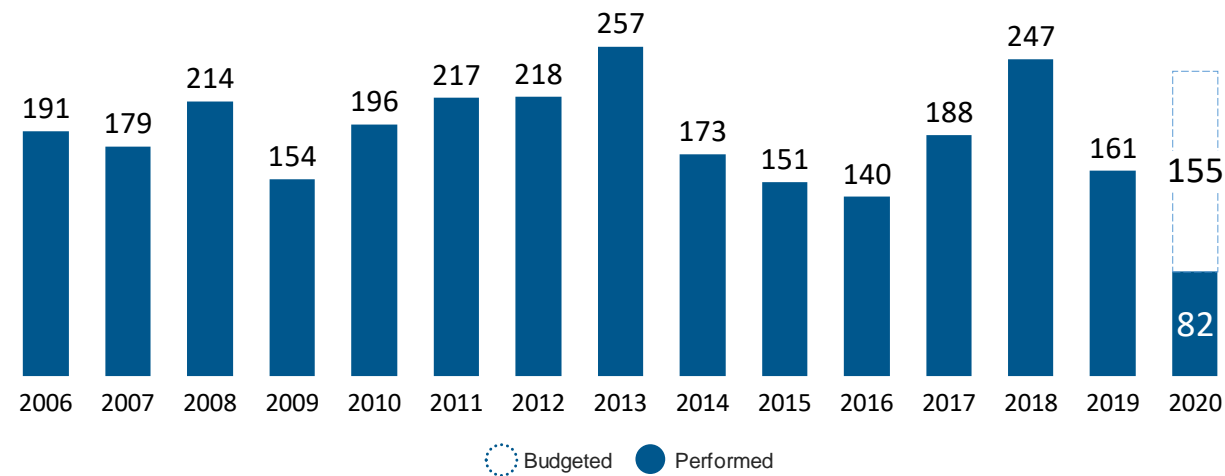


CLIENTS

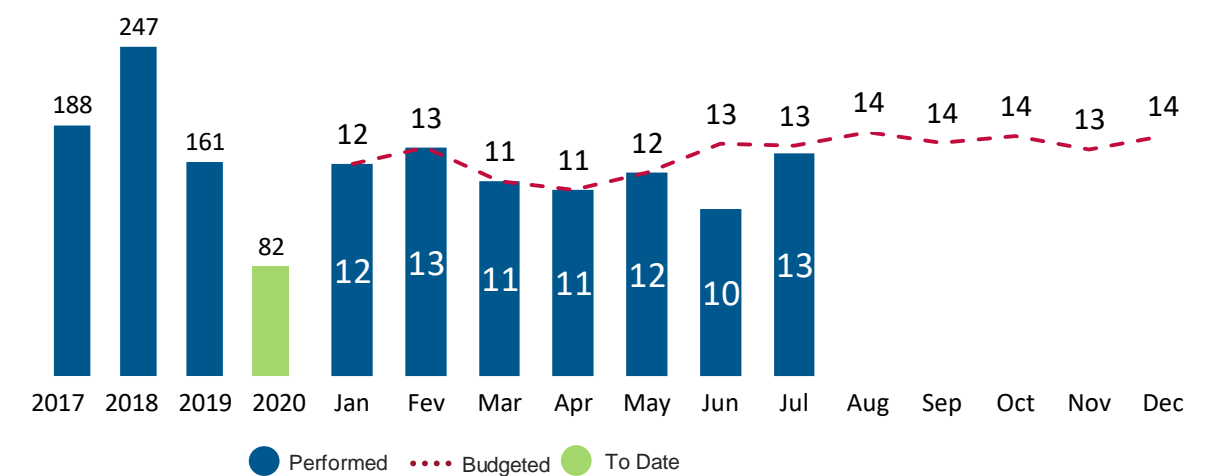
Shipowners
.....
Importers / exporters

KEY PERFORMANCE INDICATORS

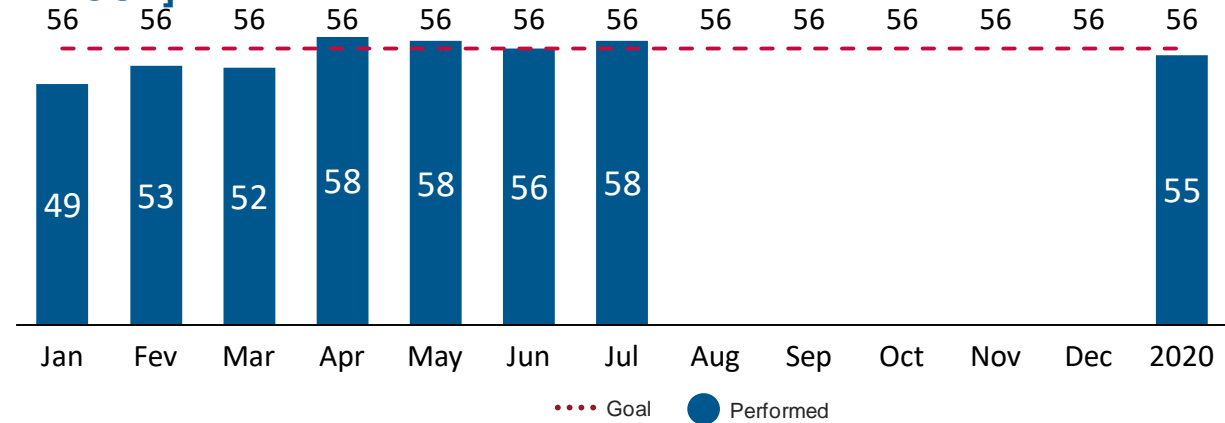
ANNUAL THROUGHPUT [CONTAINERS *1000]



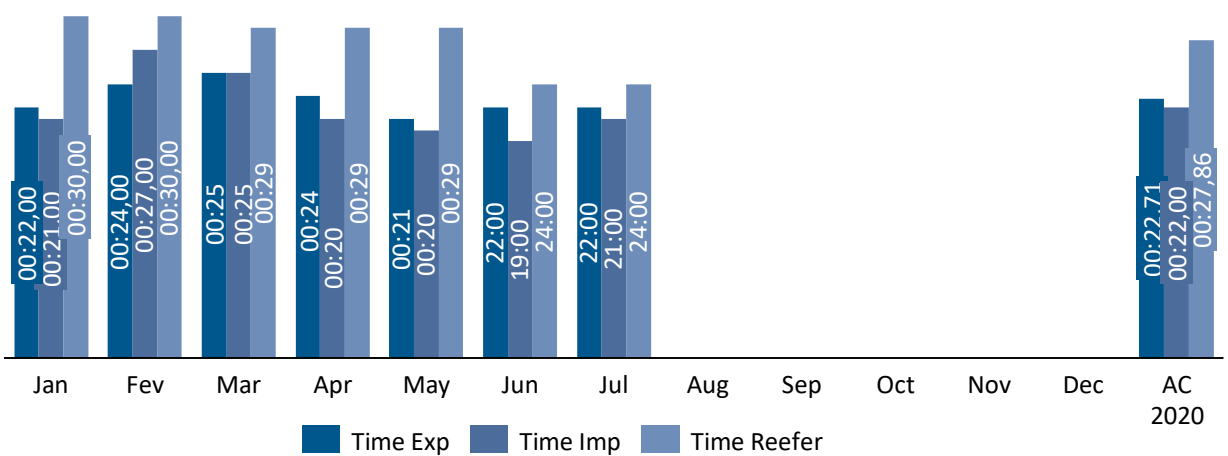
2017 THROUGHPUT [CONTAINERS *1000]



GROSS PRODUCTIVITY [MOVES PER HOUR]



GATE TIME [MINUTES]



SEPETIBA TECON

THE MEETING POINT FOR THE BEST SOLUTIONS



OVERVIEW

Strategic location
.....
Technical data sheet /
equipment
.....
One-stop-shop



INFRASTRUCTURE/ ACCESS

Road
.....
Rail
.....
Maritime
• Container shipping lines
• General cargo shipping lines



OPERATIONAL KNOW-HOW

Key Performance Indicators
.....
Competitive prices



LOGISTICS CONNECTIONS

Port-to-door service

- BH Port-to-door
- Automotive cluster
- Vale do Paraíba
- Alto Tietê



ANCILLARY SERVICES

Stuffing / stripping
.....
Coffee stuffing
.....
Backyard operations



EXPANSION PLANS

New Panamax Class
• New access channel
• New equipments
.....
Expansion of berths 302/303
.....
Multimodal Logistic Center



CLIENTS

Shipowners
.....
Importers / exporters

LOGISTICS CONNECTIONS



Port-to-door logistics

All costs included

Renowned partners

Integrated coordination of
logistics chain

Additional services

Grande BH
Automotive Cluster
Vale do Paraíba
Alto Tietê



LOGISTICS CONNECTIONS

PORT-TO-DOOR SERVICE

- Integrated logistics solution
- Direct connection
- One-stop-shop
- Support in the Interface with authorities

ALL COSTS INCLUDED

- Fixed costs per container in the port, railway and delivery
- Included federal taxes. State and municipal taxes to be included, as per current legislation
- Variable costs: "Ad valorem" and storage to be included

INTEGRATED COORDINATION OF LOGISTICS CHAIN

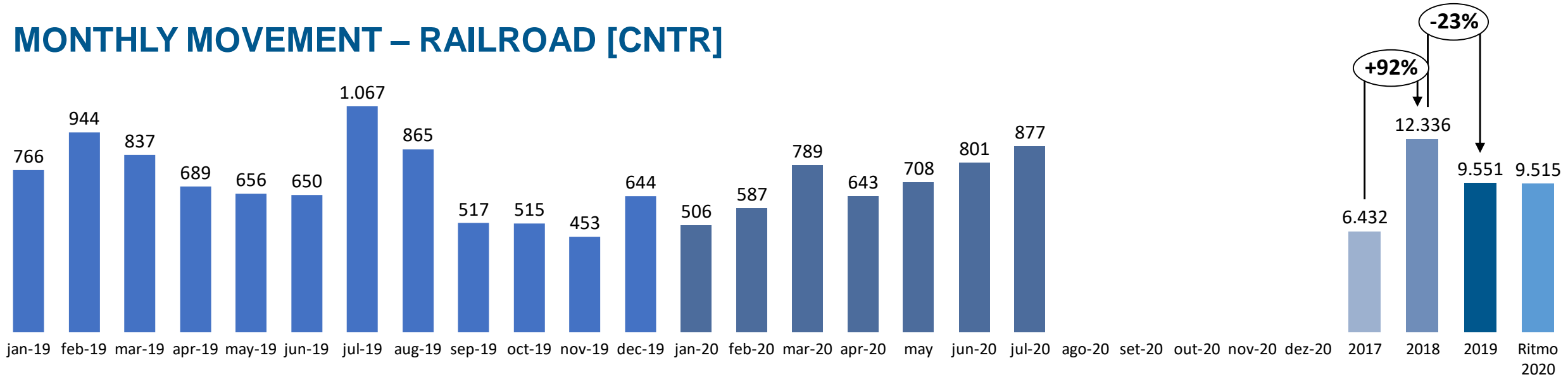
- Possibility of the shipowner as consolidator
- Commitment to service levels
- Cargo tracking

REGULAR SERVICE (with low CO2 emissions)



PORT TO DOOR SERVICE

MONTHLY MOVEMENT – RAILROAD [CNTR]



RAILROAD FEATURES

- Reliability and Predictability
- More safety: minimal risk of theft and accidents
- Direct access and no queues at Sepetiba Tecon gate
- Up to 20% more competitive cost when compared to road solution
- Large scale transport capacity (up to 100 TEUs/train)
- Lower environmental impact, with low CO2 emissions (up to 68% reduction)



SEPETIBA TECON

THE MEETING POINT FOR THE BEST SOLUTIONS



OVERVIEW

Strategic location
.....
Technical data sheet /
equipment
.....
One-stop-shop



INFRASTRUCTURE/ ACCESS

Road
.....
Rail
.....
Maritime
• Container shipping lines
• General cargo Shipping lines



OPERATIONAL KNOW-HOW

Key Performance Indicators
.....
Competitive prices



LOGISTICS CONNECTIONS

Port-to-door service

- BH Port-to-door
- Automotive cluster
- Vale do Paraíba
- Alto Tietê



ANCILLARY SERVICES

Stuffing / stripping
.....
Coffee stuffing
.....
Backyard operations



EXPANSION PLANS

New Panamax Class
• New access channel
• New equipments
.....
Expansion of berths 302/303
.....
Multimodal Logistic Center



CLIENTS

Shipowners
.....
Importers / exporters



ANCILLARY SERVICES

STUFFING/STRIPPING



5,000 m² Warehouse

Expansion to **10,000 m²**

Container stuffing and stripping operations

Warehousing for various types of cargo

Total **security and control**



ANCILLARY SERVICES

COFFEE STUFFING



5,000 m² of warehousing area

Security: **stuffing in the “primary zone”**

3 operational blowers + 3 disassembled

Current stuffing capacity of 45 **containers/day**

Computerized blending

Capacity of 3,240 bags in silos (total 10 silos)

Capacity of **60.000 bags in the warehouse**

Empties depot inside the terminal

INLAND TERMINALS

PROVIDERS

.....
DEPOT Intern STSA: 55.000 m²
.....

.....
JOVINTER: 70.000 m²
.....

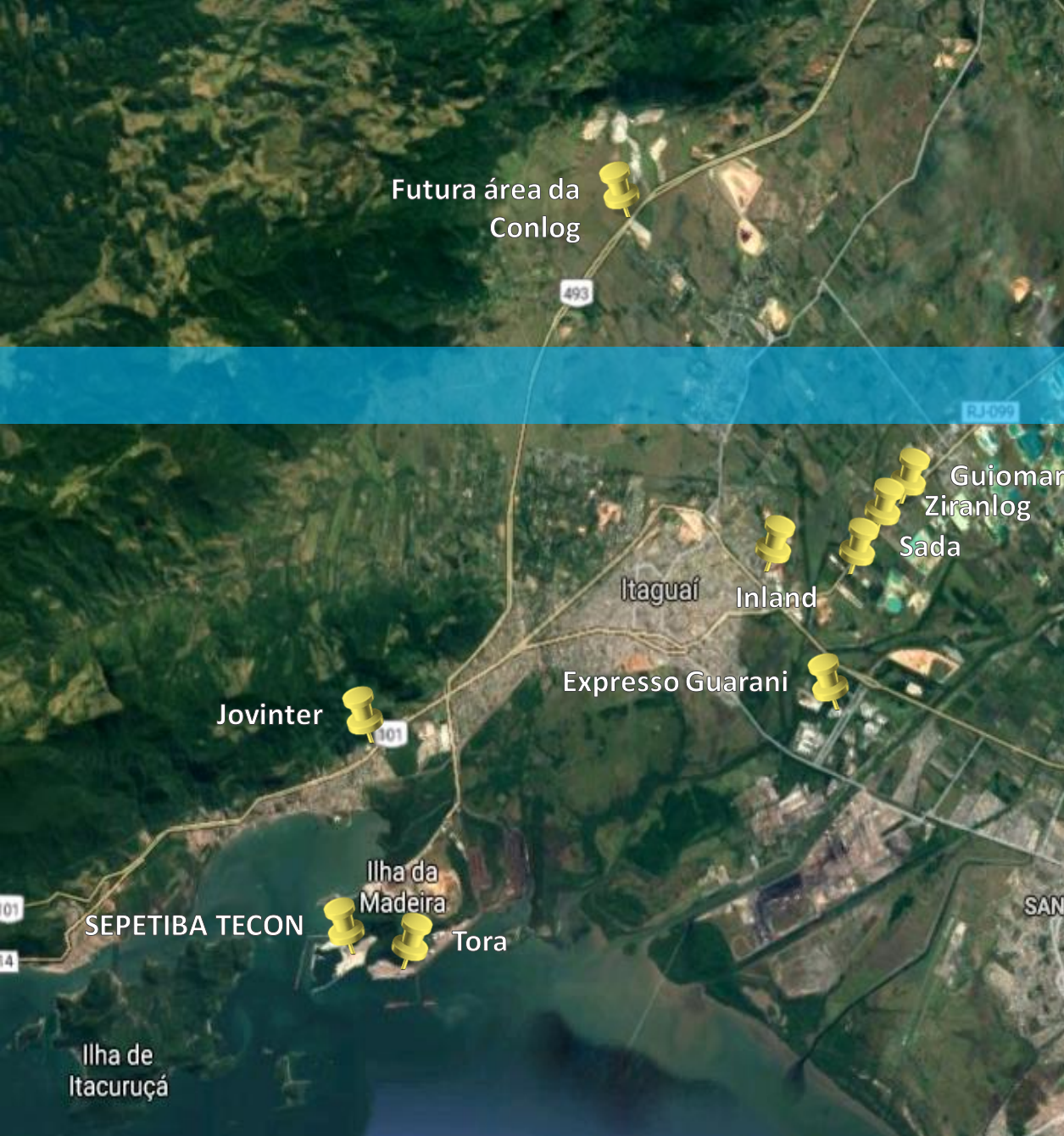
.....
INLAND: 32.000 m²
.....

.....
SADA: 35.000 m²
.....

.....
CONLOG: 38.000 m²
.....

.....
ZIRANLOG: 97.000 m²
.....

.....
GUIOMAR: 23.000 m²
.....



SEPETIBA TECON

THE MEETING POINT FOR THE BEST SOLUTIONS



OVERVIEW

Strategic location
.....
Technical data sheet /
equipment
.....
One-stop-shop



INFRASTRUCTURE/ ACCESS

Road
.....
Rail
.....
Maritime
• Container shipping lines
• General cargo Shipping lines



OPERATIONAL KNOW-HOW

Key Performance Indicators
.....
Competitive prices



LOGISTICS CONNECTIONS

Port-to-door service

- BH Port-to-door
- Automotive cluster
- Vale do Paraíba
- Alto Tietê



ANCILLARY SERVICES

Stuffing / stripping
.....
Coffee stuffing
.....
Backyard operations



EXPANSION PLANS

New Panamax Class
• New access channel
• New equipments
.....
Expansion of berths 302/303
.....
Multimodal Logistic Center



CLIENTS

Shipowners
.....
Importers / exporters

EXPANSION PLANS NEW PANAMAX CLASS

Project Details

- Basin Diameter 734 m
- Channel Width 206 m
- Turning Radius 3.670 m
- Slope 1:6
- Vertical Tolerance 0.50 m
- Depth 15.50/16.50 m
- Estimated dredging volume: 3 million m³

Vessel type

- LOA 367 m
- Beam 52 m
- Draft 15 m
- DWT 165.000 mt

Concluded

Bathymetry, seismic and conceptual designs

Planned

Surveys, PED and PSN - 2st half of 2020

Environmental project: EIA / RIMA and LI INEA 2st semester 2020

Dredging 2022



EXPANSION PLANS

EXPANSION OF BERTHS 302 AND 303

PHASE 1

1,084 m of mooring quay


Permissible draft: 15.4 m

Expansion area: 58,000 m²

Capacity to berth 12,500 TEU ships simultaneously

Capacity: 1 million of TEU per year

Investment : US\$ 170 million



EXPANSION PLANS

MULTIMODAL LOGISTICS CENTER

Features

- Area: 850,000 m²
- 4,5 km from STSA
- Modular Design
- Specialized warehouses and empties depots
- Distribution centers
- US\$ 250 million investment

Potential Industries

- Automakers (vehicles and auto parts)
- Steel / Metallurgy
- Distribution centers
- Other commodities (coffee, cotton, sugar, chemicals)
- Depot and container storage
- Ancillary services



SEPETIBA TECON

THE MEETING POINT FOR THE BEST SOLUTIONS



OVERVIEW

Strategic location
.....
Technical data sheet /
equipment
.....
One-stop-shop



INFRASTRUCTURE/ ACCESS

Road
.....
Rail
.....
Maritime
• Container shipping lines
• General cargo shipping lines



OPERATIONAL KNOW-HOW

Key Performance Indicators
.....
Competitive prices



LOGISTICS CONNECTIONS

Port-to-door service

- BH Port-to-door
- Automotive cluster
- Vale do Paraíba
- Alto Tietê



ANCILLARY SERVICES

Stuffing / stripping
.....
Coffee stuffing
.....
Backyard operations



EXPANSION PLANS

New Panamax Class
• New access channel
• New equipments
.....
Expansion of berths 302/303
.....
Multimodal Logistic Center



CLIENTS

Shipowners
.....
Importers / exporters

SHIPOWNERS



CLIENTS CARGO



CLIENTS PROJETS CARGO



KUEHNE+NAGEL



GEODIS



OEC

Odebrecht
Engenharia
& Construção



TSEA
energia

TOSHIBA



STATE GRID
BRAZIL HOLDING S.A.



Tenaris



PETROBRAS

HALLIBURTON

Schlumberger



MODEC

VALARIS



Seadrill



BAKER
HUGHES



NATRIO

KNAUF



Gypsum



CSN

Companhia Siderúrgica Nacional



VALE



**SEPETIBA
TECON**

.....

SAC 0800-024-6996